



**2011.**

**2012.**

2011. .  
15 .

2010. 1

:

1.

- 
- 
- " "

2.

- " "

3.

- " ", (

4.

- " "
- " ",
- " ",

---

1

2010. (2012. )  
2010. .



2011.

4337

4278

2011.

4623,

31.12. 2011.

1.

1.

		(1.1.2011. - 31.12.2011.)	31.12.2011.
	4337	4623	4278

, 2011.

"

"

2011.

7

12

2011.

2.

2011.

2.

		2011
	12	8
	70	66

" ", 2011. 8

2006.

2011.

66

:

- " ", - 12

- , - 15

- " " ,

- 20 1

" "

7

" "

11

2011. , 7

,

( , , , , , , , , , , ) .

, , .

, 24,6% , 55,3% .

, 2011 .

, 2011 .

80% , 73,3% , 66,7% .

, .

2011 . 1570 .

( , , . ) 40% , (23%) .

, , .

76,4%.

23,6%

2011.

239,

102

),

15

47

49

**2.2.**

e

(

)

2011.

2011.

4623

31.12.2011.

4278

2011.

45-59

(38%).

3,3%

, 5,3%

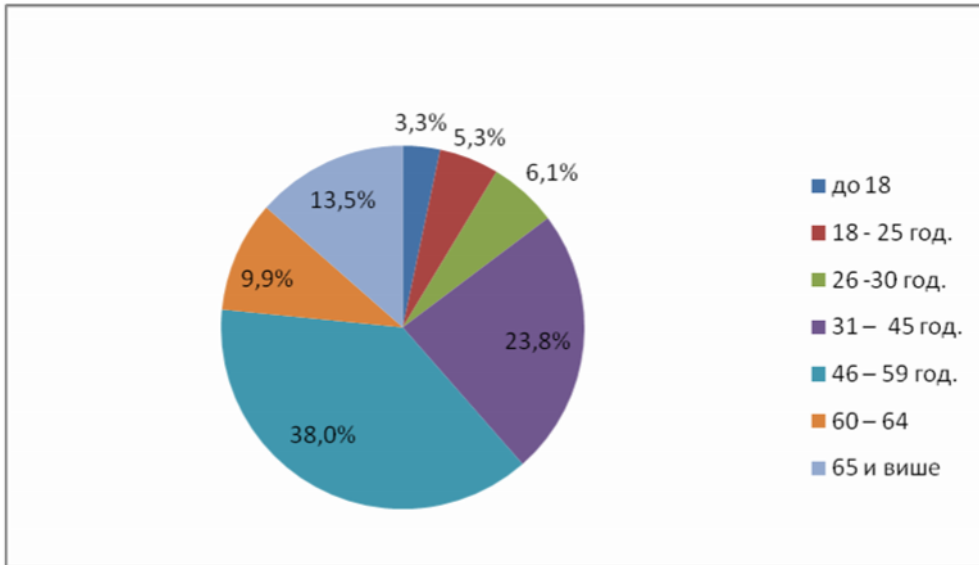
15

13

/

( 1).

1.



87,6%.

6,6%

5,8%

(80,4%)

(85,8%).

38,2%

2011.

28,8%

22,5%

2 5

6 10

22,2%

11 19

17,5%

9%



3.

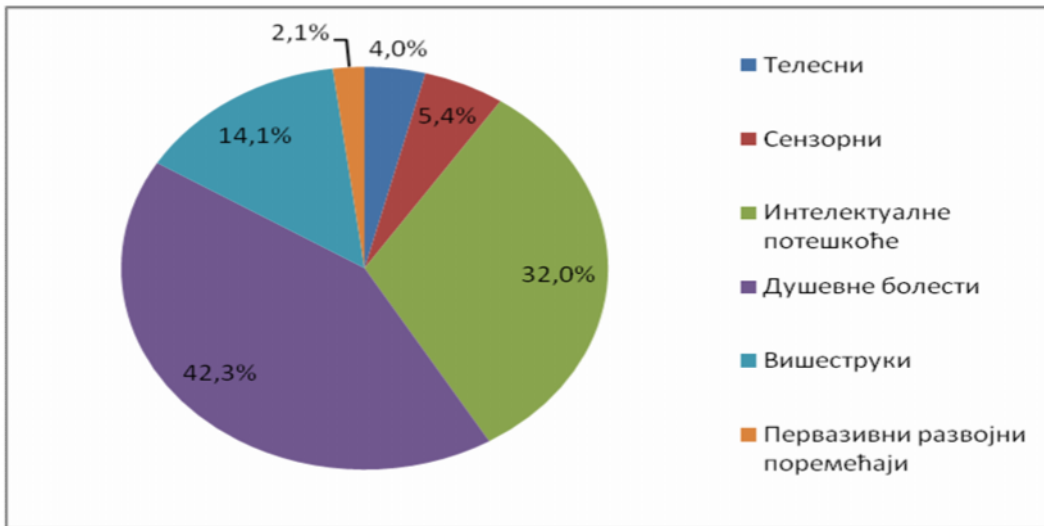
		%
6		3,8
7	- 1	5,2
2 - 5		22,2
6 - 10		22,5
11-19		28,8
20		17,5

2011.

:  
 " , 80  
 ,  
 ,  
 ,  
 " " " ( )  
 /  
 2011. 42,3%  
 32%  
 14,1% . 9,4%,  
 2,1 % .

2.

/



– 26,6%.

17,2%

16,4%

(

)

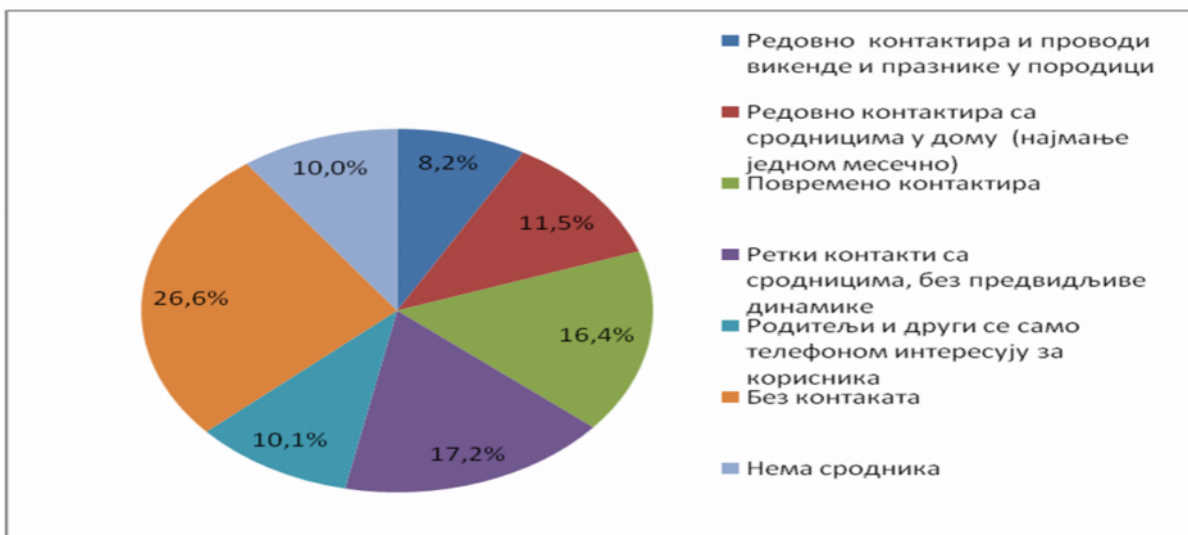
11,5%

8,2%

10,1%

10%

2.

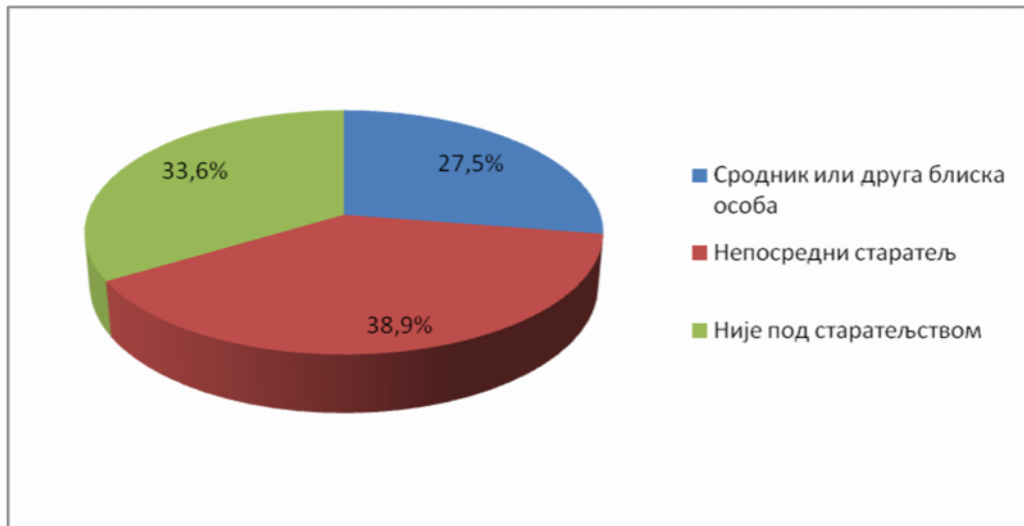


38,9%.  
33,6%

27,5%

3.

31.12.2011.



2011.

Excel

2011.

230

31.12.2011.

2011.

2011.

2011.

:

31.12.2011.

2011.

2011.

/